

WP Control Stations

WP 20565C, 20510C, 30310C, 35310C
WEATHER PROOF CONTROL STATION



Mechanical Data

Material : Aluminium LM6
 Weight : 2.8 Kg (Approx.,)
 IP Protection : IP 65 as per IS-12063/1987 (IEC 60529/1989)
 Finish : Anti corrosive epoxy powder coated
 Cable Entry : 2 x 3/4" ET
 Hinge : Not Applicable
 Gasket : Neoprene
 Hardware : Stainless Steel
 Canopy : Optional

Electrical Data

Wiring : PVC insulated 1.5 sq.mm stranded copper
 Earthing : External : 2 Nos - M6
 Internal : 1 No - M5
 Max.no of Components : Component Details Chart

Description

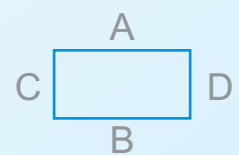
Weather proof control station is used to mount all control and indication functions. It has an integral terminal chamber. The clipon type terminals provided in the chamber are pre-wired to the control units through sealed cable bushes. A wide variety of control units can be selected for mounting into the enclosures and a meter is mounted above the chamber. The control stations are also fitted with high quality neoprene gaskets to ensure perfect weather proof protection.

Component Details Chart

WP-20565C	2 Push Buttons + 1 Ammeter 65mm Dia	Intl. Dim.: 200x150x65mm
WP-20510C	2 Push Buttons + 1 Ammeter 72mm2	Intl. Dim.: 200x150x100mm
WP-30310C	3 Push Buttons + 1 Ammeter (72mm2) OR 3 Indicating Lamps + 1 Ammeter (72mm2) OR 2 Push Buttons + 1 DP Switch + 1 Ammeter (72mm2) OR 2 Indication Lamps + 1 DP Switch + 1 Ammeter (72mm2)	Intl. Dim.: 300x300x100mm
WP-35310C	3 Push Buttons + 1 DP Switch + 1 Ammeter (72mm2) OR 3 Indication Lamps + 1 DP Switch + 1 Ammeter (72mm2)	Intl. Dim.: 350x300x100mm

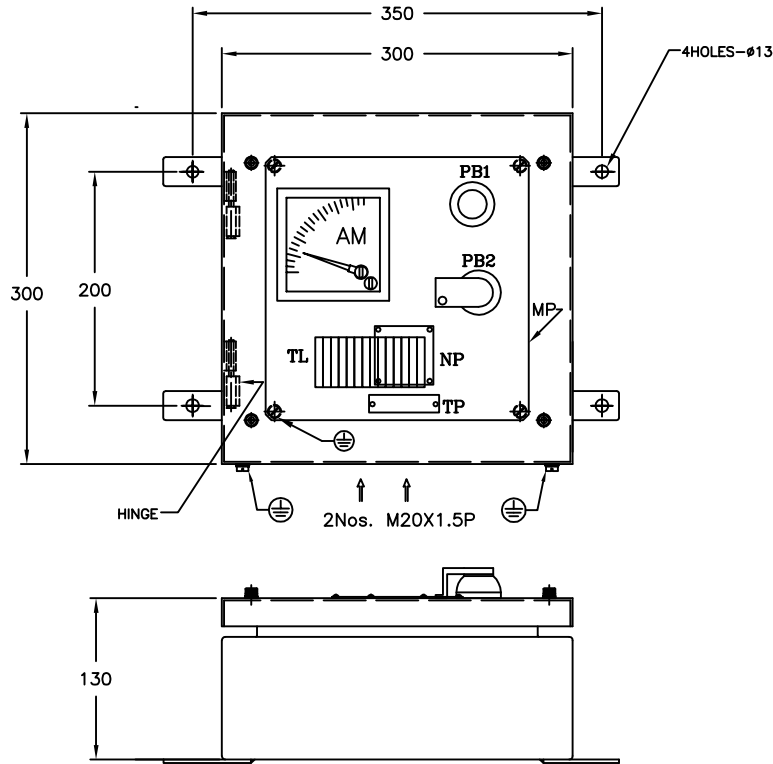
Type of protection	Weatherproof - WP
Area Classification	Safe Area
Apparatus Standard	IS-12063/1987 (IEC 60529/1989)

Entry size (Inches)			WP 20565		WP 20510		WP 30310		WP 35310	
BSC	NPT / BSP	Metric (mm)	A / B	C / D	A / B	C / D	C / D	A / B	A / B	C / D
0.50	0.25	M 16 X 1.5	6	4	8	6	16	16	18	16
0.75	0.50	M 20 X 1.5	5	4	8	6	14	14	16	14
1.0	0.75	M 25 X 1.5	4	3	3	2	6	6	7	6
1.25	1.0	M 32 X 1.5	3	2	2	2	4	4	5	4
1.50	1.25	M 40 X 1.5	-	-	2	2	4	4	5	4
2.0	1.50	M 48 X 1.5	-	-	2	1	3	3	3	3
2.5	2.0	M 63 X 1.5	-	-	2	1	3	3	3	3



IF IN DOUBT ASK

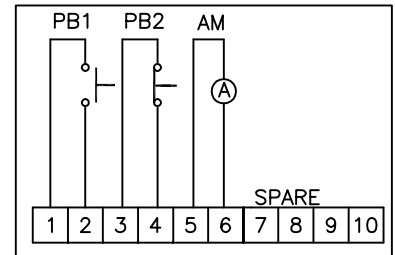
DO NOT SCALE



NOTES:-

- AM - 96SQ.MM AMMETER (CLASS OF ACCURACY: 1.0), CT RATIO - 1A
90° DEFLECTION, 6TIMES SUPPRESSED SCALE (CUSTOMER TO FURNISH AMMETER DETAILS.)
- PB1 -START PUSH BUTTON, SHROUDED, SPRING RETURN TYPE (GREEN)
- PB2 -STOP PUSH BUTTON (RED) MUSHROOM HEAD STAYPUT WITH PADLOCK ARRANGEMENT
PUSH BUTTON ELEMENT RATING : 10A, 415V AC (1NO+1NC)
- TL - 10Nos. 2.5sq.mm CLIPON TYPE TERMINALS (ELMEX MAKE)
- NP -NAME & WARNING PLATE (SS)
- TP -TAGPLATE (SS) (CUSTOMER TO FURNISH TAG DETAIL IF ANY)
- MP - MOUNTING PLATE (MS, EPOXY POWDER COATED - ORANGE COLOUR)
- EARTHING -2Nos. EXTERNAL (M6) & 1No. INTERNAL (M5)
- HARDWARE -SS304
- GASKET - NEOPRENE

WIRING DIAGRAM



EXTERNAL DIMENSION : 300x300x130mm
ALL DIMENSIONS ARE IN MM.

CUSTOMER :	TITLE :				
CONSULTANT :	WEATHERPROOF CONTROL STATION				
PROJECT :	CAT No : WP-30310C				
P.O No. :	CLASSIFICATION : IP65				
FINISH : EPOXY POWDER COATED	WT: 6KGS. (APPROX.)	MATL.: CRCA-2mm THK	ITEM No.: QTY.:		
IS:12063/87 (IEC:60529/89)	TOLERANCE : ±5mm		FOR APPROVAL		
	SCALE N.T.S				
	NAME	DATE			
	REV-1		SHEET 1 OF 1		
	REV-2				
	DRN.	S.S	14.03.09	DRG. No.	REV
	CHKD.			QE30310X01	0
	APPD.				



Baliga Lighting Equipments Private Limited,
KOVILAMBAKKAM, CHENNAI-600117, INDIA.