

WP Control Stations

WP 20565C, 20510C, 30310C, 35310C
WEATHER PROOF CONTROL STATION



Mechanical Data

Material : Aluminium LM6
Weight : 2.8 Kg (Approx.,)
IP Protection : IP 65 as per IS-12063/1987 (IEC 60529/1989)
Finish : Anti corrosive epoxy powder coated
Cable Entry : 2 x 3/4" ET
Hinge : Not Applicable
Gasket : Neoprene
Hardware : Stainless Steel
Canopy : Optional

Electrical Data

Wiring : PVC insulated 1.5 sq.mm stranded copper
Earthing : External : 2 Nos - M6
Internal : 1 No - M5
Max.no of Components : Component Details Chart

Description

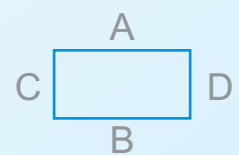
Weather proof control station is used to mount all control and indication functions. It has an integral terminal chamber. The clipon type terminals provided in the chamber are pre-wired to the control units through sealed cable bushes. A wide variety of control units can be selected for mounting into the enclosures and a meter is mounted above the chamber. The control stations are also fitted with high quality neoprene gaskets to ensure perfect weather proof protection.

Component Details Chart

WP-20565C	2 Push Buttons + 1 Ammeter 65mm Dia	Intl. Dim.: 200x150x65mm
WP-20510C	2 Push Buttons + 1 Ammeter 72mm2	Intl. Dim.: 200x150x100mm
WP-30310C	3 Push Buttons + 1 Ammeter (72mm2) OR 3 Indicating Lamps + 1 Ammeter (72mm2) OR 2 Push Buttons + 1 DP Switch + 1 Ammeter (72mm2) OR 2 Indication Lamps + 1 DP Switch + 1 Ammeter (72mm2)	Intl. Dim.: 300x300x100mm
WP-35310C	3 Push Buttons + 1 DP Switch + 1 Ammeter (72mm2) OR 3 Indication Lamps + 1 DP Switch + 1 Ammeter (72mm2)	Intl. Dim.: 350x300x100mm

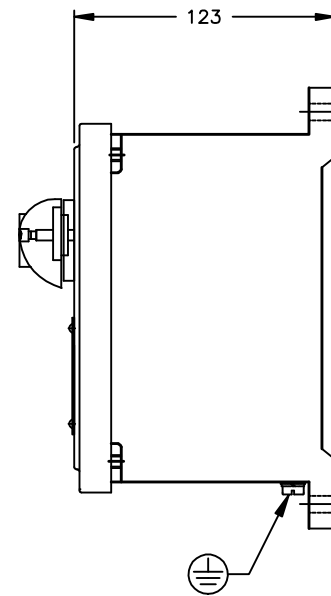
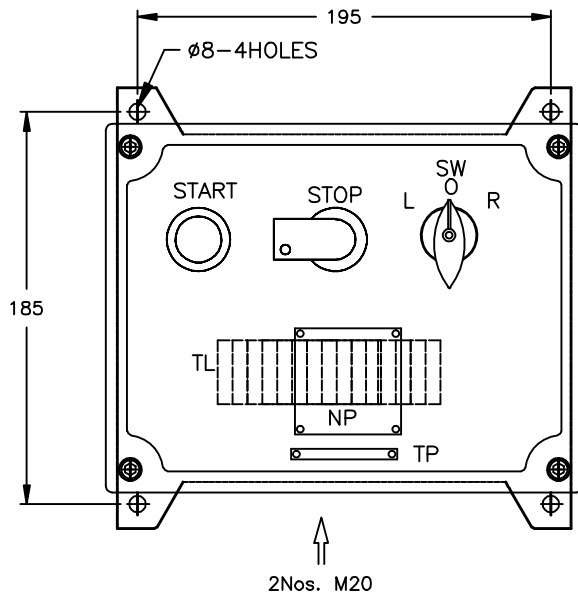
Type of protection	Weatherproof - WP
Area Classification	Safe Area
Apparatus Standard	IS-12063/1987 (IEC 60529/1989)

Entry size (Inches)			WP 20565		WP 20510		WP 30310		WP 35310	
BSC	NPT / BSP	Metric (mm)	A / B	C / D	A / B	C / D	C / D	A / B	A / B	C / D
0.50	0.25	M 16 X 1.5	6	4	8	6	16	16	18	16
0.75	0.50	M 20 X 1.5	5	4	8	6	14	14	16	14
1.0	0.75	M 25 X 1.5	4	3	3	2	6	6	7	6
1.25	1.0	M 32 X 1.5	3	2	2	2	4	4	5	4
1.50	1.25	M 40 X 1.5	-	-	2	2	4	4	5	4
2.0	1.50	M 48 X 1.5	-	-	2	1	3	3	3	3
2.5	2.0	M 63 X 1.5	-	-	2	1	3	3	3	3



IF IN DOUBT ASK

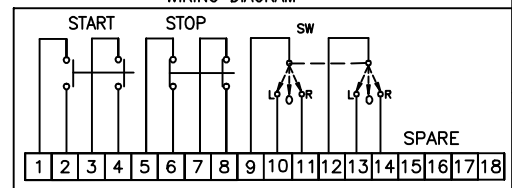
DO NOT SCALE



NOTES:

- START - START PUSH BUTTON (GREEN)
- STOP - STOP PUSH BUTTON (RED) WITH MUSHROOM HEAD WITH STAYPUT & PAD LOCKING ARRANGEMENT
- PUSH BUTTON ELEMENT RATING :10A 415V AC /1A 220V DC (2NO+2NC)
- SW - 6A, DP, 2 POSITION WITH OFF SELECTOR SWITCH (LOCAL/REMOTE)
- TL - 18Nos. 2.5SQ.MM TERMINALS (ELMEX MAKE)
- NP - NAME & WARNING PLATE (SS)
- TP - TAG PLATE (PERSPEX)
- EARTHING - 2Nos. EXTERNAL & 1No. INTERNAL
- HARDWARES - SS304
- GASKET - NEOPRENE

WIRING DIAGRAM



ALL DIMENSIONS ARE IN MM.

	CUSTOMER :	-	TITLE :		WEATHERPROOF CONTROL STATION		
	CONSULTANT :	-	CAT NO :		WP-20510C		
	PROJECT :	-	CLASSIFICATION :		IP65		
	P.O No. :	-	WT.:3.2KGS. (APPROX.)	MATL.: AL. LM 6	ITEM No.:	QTY.;	
	FINISH : EPOXY POWDER COATED LIGHT GREY (SHADE-631 OF IS:5)	TOLERANCE :±5mm		SCALE		N.T.S	
IS : 12063/87 (IEC:60529/89)		NAME	DATE				
		REV-1					
		REV-2			SHEET 1 OF 1		F
		DRN.	S.S	08.05.09	DRG. NO.	REV	
		CHKD.			QE20510001	0	
		APPD.					



Baliga Lighting Equipments Private Limited,
KOVILAMBAKKAM, CHENNAI-600 117, INDIA.